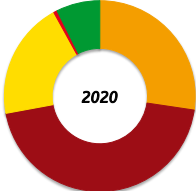
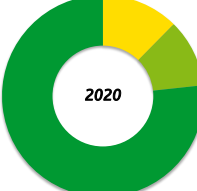
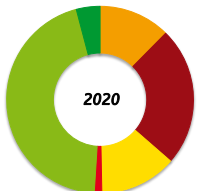
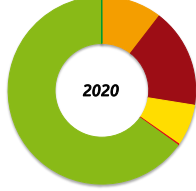
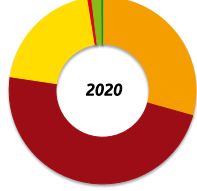


Electricity labelling of RWE Supply & Trading GmbH for delivery in 2020 pursuant to § 42 Energy Industry Act

<p>Total delivery of energy of RWE Supply & Trading GmbH</p>  <ul style="list-style-type: none"> ■ 27.3% ■ 44.8% ■ 19.9% ■ 0.6% ■ 0.0% ■ 7.4% 	<p>Individual deliveries</p>  <ul style="list-style-type: none"> ■ 0.0% ■ 0.0% ■ 12.4% ■ 0.0% ■ 10.9% ■ 76.7% 	<p>in comparison the production of energy in Germany</p>  <ul style="list-style-type: none"> ■ 12.4% ■ 24.0% ■ 13.3% ■ 1.3% ■ 44.9% ■ 4.1%
<p>Environmental impacts</p> <p>nuclear waste: 0.0007 g/kWh</p> <p>CO₂-Emissions: 540 g/kWh</p> <p>source: RWE Supply & Trading GmbH</p>	<p>Environmental impacts</p> <p>nuclear waste: 0.0000 g/kWh</p> <p>CO₂-Emissions: 43 g/kWh</p> <p>source: RWE Supply & Trading GmbH</p>	<p>Environmental impacts</p> <p>nuclear waste: 0.0003 g/kWh</p> <p>CO₂-Emissions: 310 g/kWh</p> <p>source: BDEW</p>
<p>■ nuclear power ■ coal ■ natural gas ■ fossil and other energy sources ■ renewable energy, funded by the Renewable Energies Act surcharge ■ renewable energy with GoO, not funded by the Renewable Energies Act surcharge</p>		
<p>residual mix delivery to companies without any special arrangement of balance referred to §§ 63-69 EEG</p>  <ul style="list-style-type: none"> ■ 10.4% ■ 17.1% ■ 7.2% ■ 0.2% ■ 65.0% ■ 0.1% 	<p>residual mix delivery to companies with any special arrangement of balance referred to §§ 63-69 EEG</p>  <ul style="list-style-type: none"> ■ 29.3% ■ 48.0% ■ 20.1% ■ 0.7% ■ 1.8% ■ 0.1% 	
<p>Environmental impacts</p> <p>nuclear waste: 0.0003 g/kWh</p> <p>CO₂-Emissions: 205 g/kWh</p> <p>source: RWE Supply & Trading GmbH</p>	<p>Environmental impacts</p> <p>nuclear waste: 0.0008 g/kWh</p> <p>CO₂-Emissions: 575 g/kWh</p> <p>source: RWE Supply & Trading GmbH</p>	